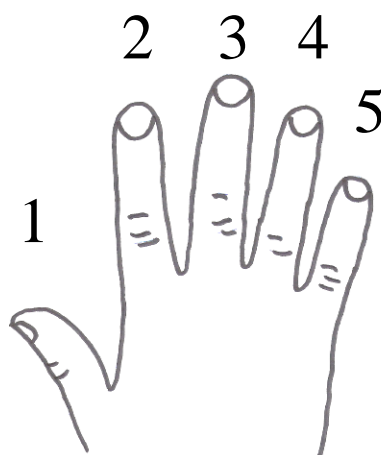
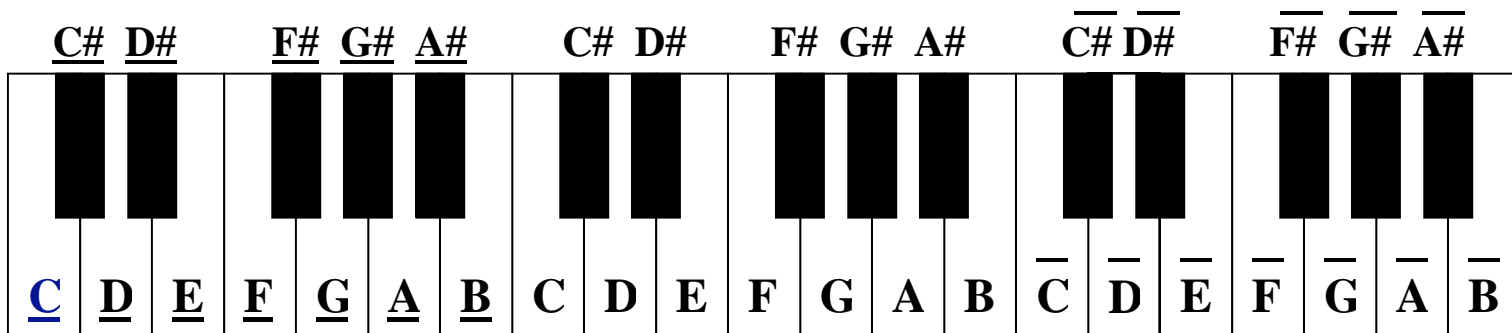


# Easy Harmonium Playing



E I Am The Bubble  
G Listen, Listen, Listen  
E Polestar of My Life  
G At Thy Feet  
G Door of My Heart  
A Blue Lotus Feet  
C Ever New Joy  
C From This Sleep, Lord  
F or G He Who Knows  
G I Am Om

G I Am The Sky  
G I Give You My Soul Call  
G Invocation To The Gurus  
C I Will Sing Thy Name  
E or F O God Beautiful  
C Om Chant  
G O Thou Blue Sky  
C Receive Me On Thy Lap  
E Search Him Out In Secret  
G Today My Mind Has Dived

*Please Note:*

This collection of some of the Cosmic Chants is arranged so that they can most easily be learned and played by those with little or no experience at reading music. The order of the chants is selected for simplicity and similarity of fingering patterns.

On the picture of the keyboard at the top of the page for each chant, the notes for the particular chant are depicted, as well as the placement of the fingers for that chant.

The following is an example of a line of chanting:

**2 1 2 1 2 1 3 2 1 2 1 2 1 3**  
**E D C D E E E E D C D E E E**  
**So— do— Thou my Lord; So— do— Thou my Lord:**

The notes to play are on the middle line. The top line shows the number of beats per note. For example, at the beginning of the line depicted above, the E gets 2 beats, the D gets 1 beat, and the C gets 2 beats. These numbers are different from the numbers 1 thru 5 that show the placement of the fingers on the keyboard.

| A vertical bar in front of a line means to repeat that line.

These chants are arranged so that, as you become familiar with playing them, you will be able to keep time with the thumb (number 1 finger). This is all the harmonization (chording) that is usually recommended when playing these cosmic chants.

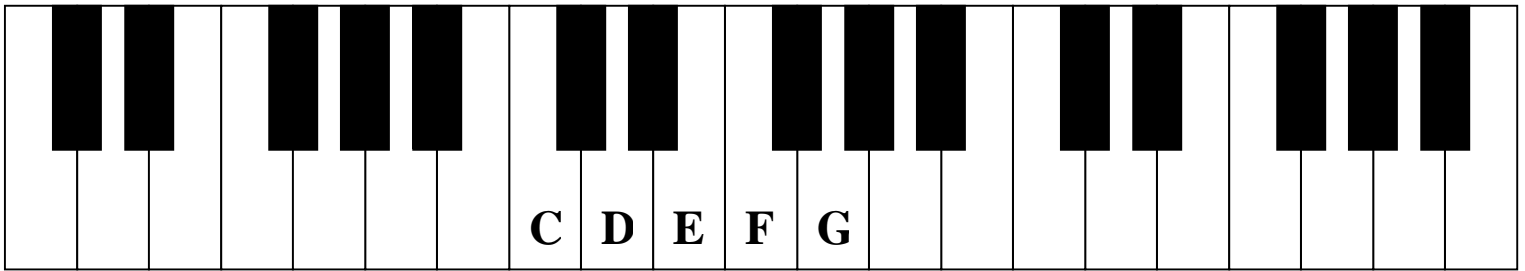
The definitive source for information on these **SRF chants is the book ; Cosmic Chants, by Paramahansa Yogananda, To aquire more music sheets with many other chants go to.**

**<http://www.srfbooks.com/Layer1.asp?type=c&id=6>**

**at**

**[www.yogananda-srf.org](http://www.yogananda-srf.org)**

# Easy Harmonium Playing



Fingering → 1 2 3 4 5

## *I Am The Bubble, Make Me The Sea*

2 1 2 1 2 1 3 2 1 2 1 2 1 3  
**E D C D E E E E D C D E E E**

So— do— Thou my Lord; So— do— Thou my Lord:

2 1 3 1 1 1 3 2 1 3 1 1 1 3  
**G G G F F F F G G G F F F F**

Thou and I, nev – er a – part; Thou and I, nev – er a – part.

1 1 1 2 1 1 1 1 3 1 1 1 2 1 1 1 1 3  
**D F F F F G F F F D F F F F G F F F**

Wave of the sea, dis – solve in the sea! Wave of the sea, dis – solve in the sea!

1 1 1 2 1 1 1 1 3 1 1 1 2 1 1 1 1 3  
**E E D C D E E E E E E D C D E E E E**

I am the bub – ble, make me the sea, I am the bub – ble, make me the sea,

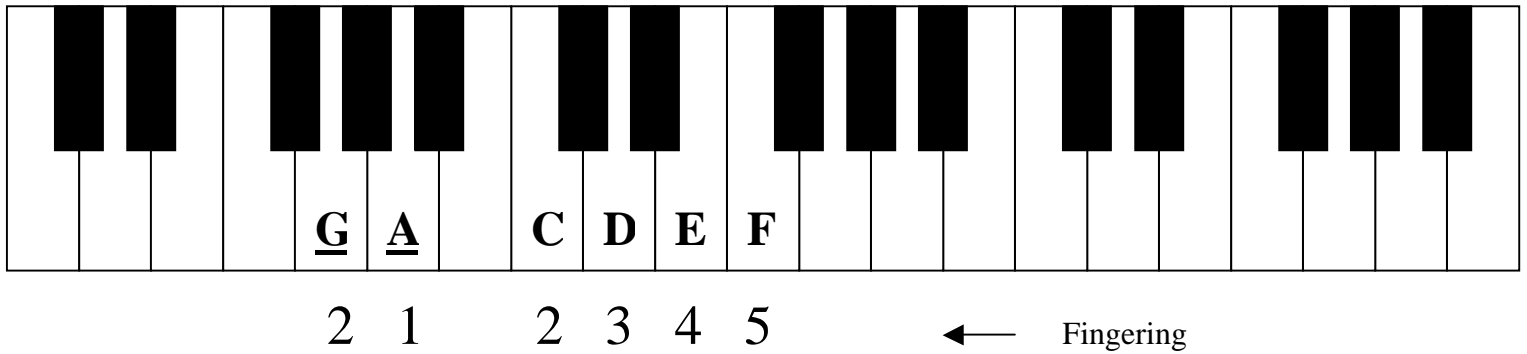
1 1 1 2 1 1 1 1 3 1 1 1 2 1 1 1 1 3  
**G G G G G F F F F G G G G G F F F F**

Make me the sea, oh, make me the sea! Make me the sea, oh, make me the sea!

1 1 1 2 1 1 1 1 2 1 1 1 1 2 1 1 1 1 3  
**E E D C D E E E E E E E D C D E E E E**

I am the bu – ble, make me the sea, oh, I am the bub – ble, make me the sea.

# Easy Harmonium Playing



## Listen, Listen, Listen

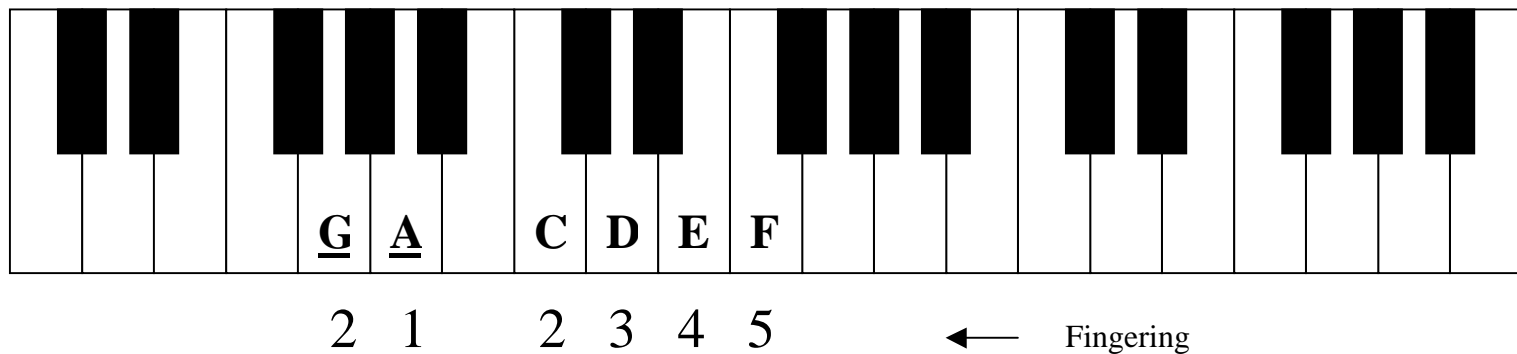
1 1 1 1 1 1 1 1 2 2 4  
**F E F E F E D C D D A**  
 Lis-ten, lis-ten, lis - ten to my heart's song;

1 1 1 1 1 1 1 1 2 2 2  
**F E F E F E D C D D A**  
 Lis-ten, lis-ten, lis - ten to my heart's song:

1 1 1 1 1 1 2 1 1 1 1 1 2  
**G A C C C C C C DD E D C D A**  
 I will nev-er for-get Thee; I will nev-er for-sake  
 Thee;

1 1 1 1 1 1 2 1 1 1 1 1 4  
**G A C C C C C C DD E D C D A**  
 I will nev-er for-get Thee; I will nev-er for-  
 sake Thee.

# Easy Harmonium Playing



## Door Of My Heart

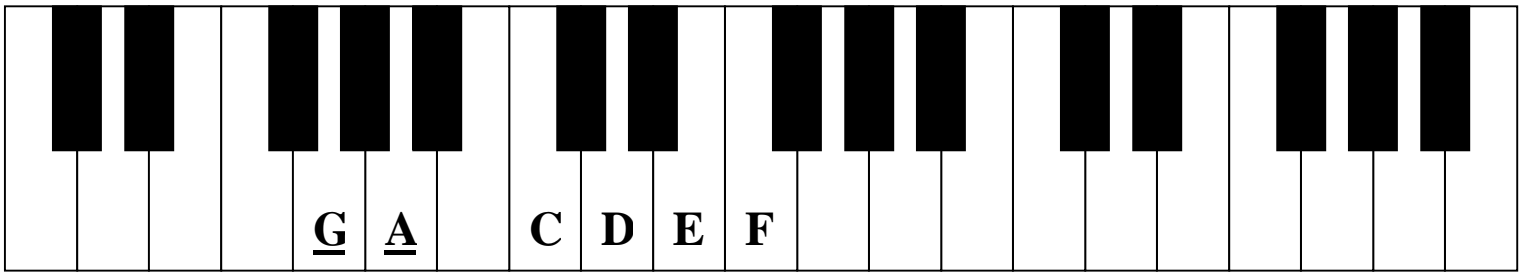
1 1 2 2 | 2 1 1 1 1 1 1 2  
G A C D | D F F E D C D A  
 Door of my heart, o-pen wide I keep for Thee.

1 1 | 2 1 1 2 1 1 1 1 1 1 2  
 F F | F E E D C D E D C D A  
 Wilt Thou come, wilt Thou come? Just for once, come to me.

1 1 1 1 | 1 1 2 1 1 1 1 1 2  
G A C | D D D C D E D C D A  
 Will my days fly a-way with-out see-ing Thee, my Lord?

1 1 2 | 1 1 2 1 1 1 1 1 1 2  
 F F F | E E D C D E D C D A  
 Night and day (oh) night and day, I look for Thee night and day.

# Easy Harmonium Playing



2 1

2 3 4 5

← Fingering

## At Thy Feet

1 1 1 1 2 2 1 1 1 1 1 1 2  
G A C C D D C D E D C D A

Lis-ten to my soul song, lis-ten to my heart song!

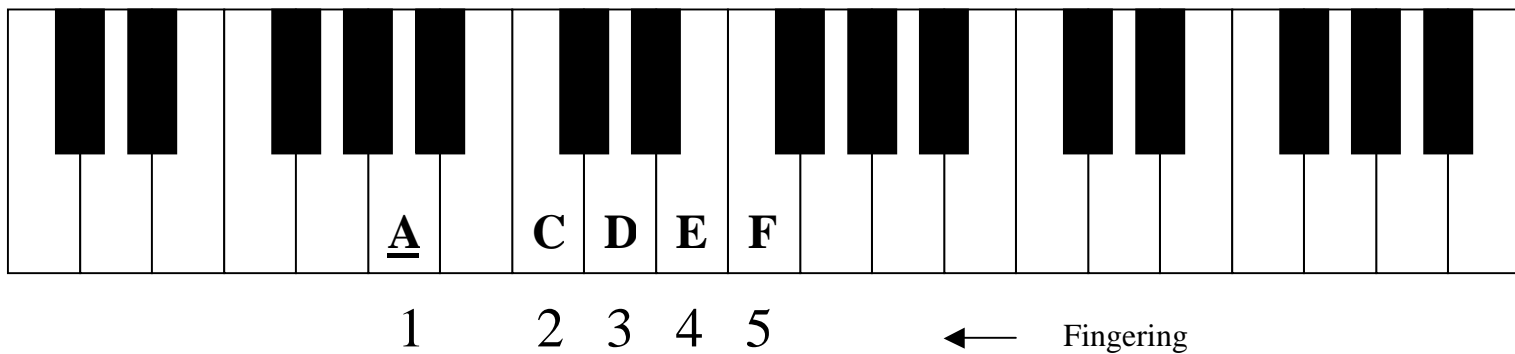
2 1 1 1 1 2 1 1 1 1 1 1 1  
F F F E E D C D E D C D A A

In se-cret in my soul, I will ga-ther blos-soms for Thee.

1 1 2 1 1 1 1 1 1 1 1 1 2  
F F F E E D D C D E D C D A

Dip-ping them in de-vo-tion, I will lay them at Thy feet.

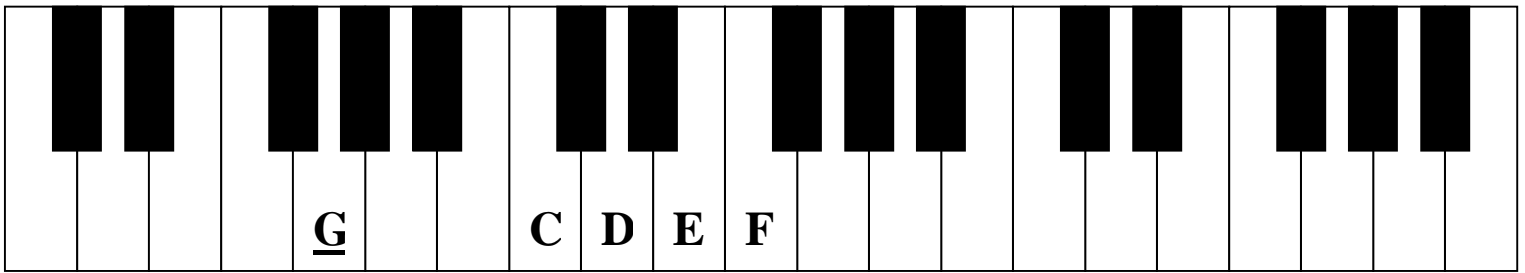
# Easy Harmonium Playing



## Blue Lotus Feet

1 2 1.5 .5 2 1 1 2 1 1 1 1 1 1 1 2 1 2  
A A **F F F E E D C C C D D E D C C D D A**  
 En-grossed is the bee of my mind on the blue lo-tus feet of my Di-vine Moth-er

1 2 1 1 1 1 2 1 2 1 2 1 1 1 1 2 1 2  
A **F F F D D F E D C D E D D C D D A**  
 Di-vine Moth-er, my Di-vine Moth-er! Di-vine Moth-er, my Di-vine Moth-er!



1

2 3 4 5

← Fingering

## *Hymn to Brahma*

2 2 2 3 1 1 1 1 1 2  
**E E D C G C C G C C**  
 Full of bliss, giv-ing joy tran-scen-dent,

1 1.5 .5 1 3 1.5 .5 3  
**C D D D D E D E**  
 Of high-er know-ledge the a-bode;

1 2 2 2 1 1 1 1 1 3  
**C D D D D E F F F E**  
 Du-al no more, clear as the heav-ens,

1.5 .5 2 2 1 2 3  
**C D E E E D C**  
 Known to all as “Thou art That.”

2 2 2 3 1 1 1 1 1 2  
**E E D C G C C G C C**  
 He is pure, per-ma-nent, un-mov-ing,

1 1.5 .5 1 3 1.5 .5 3  
**C D D D D E D E**  
 The ev-er-last-ing seer of all;

1 2 2 2 1 1 1 1 1 3  
**C D D D D E F F F E**  
 Far, far be-yond qual-I-ties and thought,

1.5 .5 2 2 1 1 1 3  
**C D E E D C C**  
 Gu-ru-Lord, I bow to Thee.



**FOR ANOTHER SOURCE OF HARMONIUM SHEET  
MUSIC ON DEVOTIONAL CHANTS  
GO TO**

<http://www.geocities.com/baktipipelinecom/Chants/Index.htm>